


Manual | Producthandleiding | Gebrauchsanweisung | Manuel du produit

Distribution by:

- Viking Choice; AP Onderdelen B.V., Nijverheidstraat 8, 6914AD, Herwen, Netherlands
- contact: sales@vikingchoice.nl

Attached manuals:

- 380480_Veilgheidswaarschuwingen%20gamestoelen.pdf
- 380480_gaming%20IM_ENG.PDF



PRINCIPES VAN VEILIG GEBRUIK

Lees voor gebruik de gebruiksaanwijzing.

De montage moet door volwassenen worden uitgevoerd. Het product is geen speelgoed!

Het product bevat kleine onderdelen (schroeven, bouten) die gevaarlijk kunnen zijn voor kinderen -...

verstikkingsgevaar!

Bewaar de handleiding omdat deze belangrijke informatie bevat.

MANUAL

Gaming chair, models:

- CM-882386
- CM-882492
- CM-881433
- CM-880627
- CM-881471
- CM-881464
- CM-881457
- CM-881440



JUMI

INTRODUCTION

Thank you for choosing our product. To ensure safety and proper use, please read and follow the instructions before using the product as they contain important information. Improper handling and use in a manner inconsistent with the intended use may damage the product and endanger the user.

TECHNICAL PARAMETERS OF THE SET



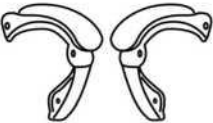



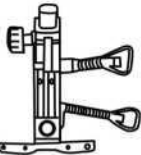
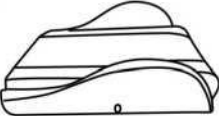

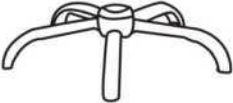




- Dimensions [cm]:
- Seat dimensions [cm]: 50 x 47
 - Backrest dimensions [cm]: 82 x 47
 - Total width [cm]: 64
 - Total height [cm]: 120 (for the lowest seat position)
 - Base size [cm]: 70 cm

Lot number: CACB
Material: Plastic, steel

CONTENTS OF PACKAGING

- 1. Set of the assembly elements for the chair - Fig.1
- 2. Installation instructions - Fig.2
- 3. Operating instructions

Figure 1

A 	H 	C 	Jx4  M6x18mm	E 	Lx4  M8x30mm	G 
B 	Ix4 	D 	Kx3  M6x35mm	Fx5 	M 	O 

For the sake of the environment, the product packaging should be disposed of into appropriate containers for selective waste collection. The packaging should not fall into the hands of children. For the safety of children, please do not leave any freely accessible parts of the packaging (plastic bags, cartons, polystyrene, etc.).

MANUAL

Gaming chair, models: CM-882386, CM-882492, CM-881433, CM-880627, CM-881471, CM-881464, CM-881457, CM-881440

JUMI

PRINCIPLES OF SAFE USE

- Please read the operating instructions before use.
- The assembly should be done by adults. The product is not a toy!
- The product contains small parts (screws, bolts) that can be dangerous for children - risk of suffocation!
- Keep the manual as it contains important information.

INSTALLATION INSTRUCTIONS

- According to figure 2 - provided to the right
- 1) The assembly starts with the installation of the castors (element F - 5pcs) to the base of the chair (element D) by pushing them into the sockets; Fig.2-1
 - 2) Then the seat actuator unit with the casing (element E) must be inserted as shown in Figure 2-1
 - 3) Screw the support (element H) to the seat back (element A), using an Allen hex key, with screws (element K). Fig. 2-2
Attention! The metal support can be twisted in two positions, which, depending on its position, can make the angle of the backrest increased or reduced.
 - 4) Tighten the height adjuster (item G) to the underside of the seat (item B) with the Allen hex key.
Figure 2-3.
 - 5) Place the assembled seat on the actuator in the seat base (item E). Fig. 2-4.
 - 6) Place the seat backrest in the seat socket (item G). Fig. 2-5.
 - 7) Screw the armrest (item C) to the seat and the backrest, using the Allen hex key.
Figure 2-6.
 - 8) Fix the cushions (O) to the backrest using fastening straps. Match as required.
Figure 2-7
 - 9) Place the caps on the screws.

REGULATION

The adjustment of the height and angle of the seat back is made by means of the blades (C) under the seat.

CAUTION! If tilted too much, the seat can lose its stability.

MAINTENANCE AND STORAGE

In order to clean the product, wipe it gently with a dry or moist soft cloth. Do not clean with corrosive chemicals. General health and safety regulations must be observed and special care must be taken when cleaning. Store the seat in a dry, ventilated place.

EXPLANATION OF SYMBOLS

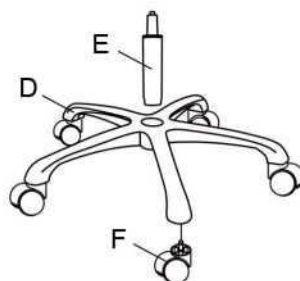
The symbol indicates the type of material used for packaging - cardboard.

The symbol indicates that the weight of the package exceeds 12 kg . The product should be carried by 2 people

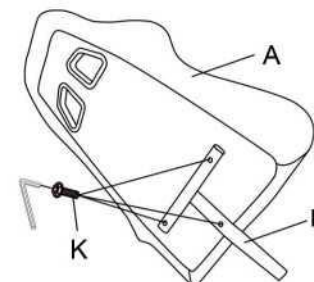
IMPORTER

Manufactured in China for JUMI Sp. z o.o. sp. k., 95-200 Pabianice, 34a Myśliwska Street, tel. +48 42 225 48 00, fax +48 42 225 48 03, www.jumi.com.pl

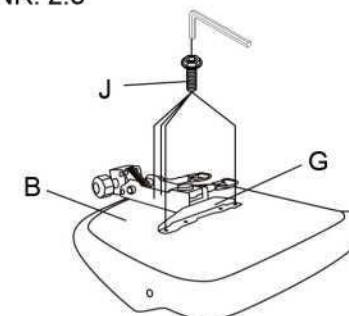
NR. 2.1



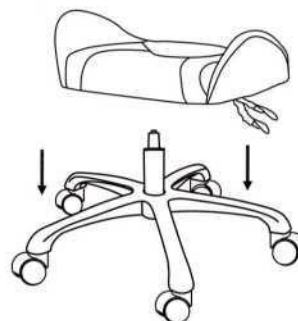
NR. 2.2



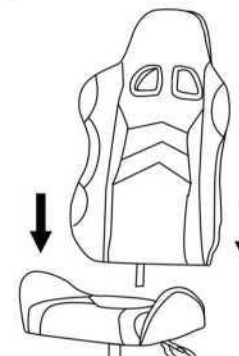
NR. 2.3



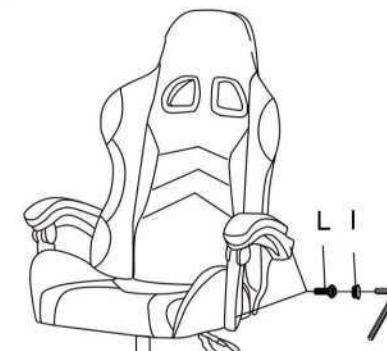
NR. 2.4



NR. 2.5



NR. 2.6



NR. 2.7

